



Kathy McNamara, Ph.D., Cleveland State University


## The Ethics of Scientific Thinking: Assessment, Intervention, and Decision-Making

Copyright © 2015 by Kathy McNamara;  
please do not reproduce any portion of this  
presentation without permission.

## Foundations of School Psychological Service Delivery

### Legal, Ethical, and Professional Practice

- knowledge of the history and foundations of school psychology; multiple service models and methods; ethical, legal, and professional standards; and other factors related to professional identity and effective practice as school psychologists



## Learner Objectives

**Be able to identify sources of error in assessment and intervention practices (especially in context of RtI/MTSS);**

**Learn about common myths relevant to school-based assessment and intervention;**

**Be able to identify specific cognitive errors and biases that influence school psychologists' and teams' decisions.**

## Ethics & Scientific Thinking

- "Ethical practice" is usually understood to mean knowledge and application of the "rules" of practice
- So, ethics training typically focuses on dilemmas encountered in practice, with solutions derived from references to such rules
- Even ethical decision-making models, which offer a systematic procedure for thinking about various aspects of dilemmas, emphasize references to the "rules" (legal and ethical codes and precedents) and how to apply them
- But "thinking ethically" requires us to first think about how we think ... and to recognize that ...

**"The scientific method is a toolbox of skills designed to prevent scientists from fooling *themselves*"**

(Lilienfeld, et. al, 2010, p. 9)

## Decision-Making in RTI/MTSS Context

- **What decisions do we make?**
  - Do tiered services (instruction, intervention) meet evidence standards?
    - "Evidence base" = peer-reviewed research, preferably replicated, of sound methodology
  - Is Tier 1 instruction/behavior management achieving the agreed-upon student performance standard (what standard)?
    - Compare screening data to national norms and benchmarks; scores that predict high-stakes assessment results
  - Which students are at risk for failure (Tier 1 inadequate)?
    - Screening data cut-scores, with confirming data about deficits
  - What variable(s) should be addressed by Tier 2 and 3 interventions?
    - Pre-requisite skills assessments; curriculum based assessment to identify areas of need
  - What intervention(s) are likely to successfully address these variables?
    - Evidence base, plus consideration of feasibility in this setting

## Decision-Making (cont'd)

- Is instruction/intervention delivered with fidelity?
  - Checklist of steps/script for implementation accuracy; observation by third party
- Is intervention of this intensity yielding adequate progress?
  - Progress monitoring data collected weekly or bi-weekly; consideration of level of score plus "slope" or rate of improvement
- Given data regarding progress, what should be done about the intervention (continue, strengthen, expand/generalize, change, discontinue)?
  - What if "promising" (but not yet effective) intervention; when to intensify ("decision rules")
- Does the student have a disability? (i.e., is there evidence of an inadequate response to evidence-based interventions of increasingly greater intensity, delivered with fidelity?)
  - Documentation of interventions provided, with fidelity, and accompany progress monitoring data
- **Are our *decisions* (not just the tests or measures we use) valid?**
  - Is a decision defensible on the basis of the technical adequacy of the methods used to make it (assessment measures, decision rules), the manner in which methods were applied, and the outcome to which the decision will lead?

### Are our decisions (not just the tests or measures we use) valid?

- Is a decision defensible on the basis of the technical adequacy of the methods used to make it (assessment measures, decision rules), the manner in which methods were applied, and the outcome to which the decision will lead?
- Example of "decision validity" issue: Is the use of IQ tests to make educational decisions defensible, given allegations of IQ test bias against certain groups of people? (Lilienfeld, et. al, 2010)

- Although far from perfect, IQ tests yield scores that are excellent predictors of academic achievement and job performance across just about every major occupation.
- However, there is a difference between the *average* performance of African-American and White students on IQ tests; and evidence of differential performance at the *item* level. Does this mean the tests are biased?
  - Larry P. vs. Riles (1972) decision found that a test is *unbiased* only if it yields the **same pattern of scores** when administered to different groups of people; since IQ tests yield a different pattern of scores between groups, they were judged to be biased (Bersoff, 1981)
- But ... tests are *actually* biased only if they under-predict or over-predict the performance of group members on the **criterion**:
  - Biased Test: Groups score differently on the IQ test, but perform similarly on the criterion (e.g., academic achievement)
  - Unbiased Test: Groups score differently on the IQ test, *and* perform differently on the criterion
- And even recognized bias in response patterns at the item level doesn't bias the total score.

- Therefore, *the test itself is unbiased*, but this doesn't solve the "outcome" aspect of decision validity considerations

- Does the use of standardized, norm-referenced tests (including IQ) contribute to disproportionate representation of African-American children in special education programs (i.e., validity of *classification of children as having a disability*, based on the aptitude currently being measured in existing educational conditions)?
- Is it possible that group differences in IQ scores are due not to characteristics of children, but to environmental influences such as unequal educational opportunities, inadequate instruction, etc.?
- Does placement of children in special education programs adequately address their behavioral and mental health needs?

### Sources of Error in Making Decisions

#### Errors of Knowledge

#### Errors of Measurement and Probability Estimates

#### Errors of Cognition and Perception

#### Errors of Social Influence

### Rank order the following factors and practices in terms of their impact on student achievement:

- Characteristics of principals and school leaders.
- Teachers' knowledge of subject matter.
- Teachers' use of formative evaluation.
- Students' socioeconomic status.
- Students' use of self-instruction strategies.
- Teachers' expectations for student performance.
- Class size.

### Errors of Knowledge

## RtI/MTSS knowledge you may not have ...

(Zirkel, 2014; Jacob, Decker, & Hartshorne, 2011; Burns, Jacob, & Wagner, 2008)

- Parents have a right to be notified if RTI is being implemented as part of the process to determine whether a child has a disability (34 CFR§300.311[a]).
- Courts tending not to view RTI as “unreasonable delay” of special education, as long as interventions and progress are documented (Delaware College Preparatory Academy and Red Clay Consolidated School District/Delaware State Educational Agency, 2009), and “suspected disability” triggers required evaluation activities
  - May not require interventions to be implemented for a predetermined number of weeks before responding to parent request for evaluation; if request refused, must provide notice of refusal and description of rights to challenge the decision (34 CFR§300.311[a]).

## RtI/MTSS knowledge ... (cont'd)

- “Inadequate instruction” always has been a basis for ruling out a disability; RtI/MTSS screeners now provide a way of establishing the adequacy of instruction
- Parents must be given documentation of assessments used to determine adequacy of interventions at each tier
- Consent not required (Tiers 1 and 2) to “determine appropriate instructional strategies”
  - Records review, screening, consultation
  - Interventions, if within scope of teacher’s authority, and within scope of typical classroom interventions
  - Consent if ongoing involvement or privacy intrusion

## True or False?

- Adolescence is a time of psychological turmoil.
- Musical talent is positively correlated with IQ.



So, many issues can be addressed and resolved through *knowledge*, but ...

- “Research can generate crucial information on ... incidence, effectiveness, and consequences ...
- Scientific thinking is an important *personal value* for individuals who practice psychology.”
- “The evidence-based practice agenda is not just about adopting and implementing research-supported practices. It is about our way of *thinking scientifically* to reduce bias and errors in our practice” (Kratochwill, 2012, p. 38, emphasis added).

## Errors of Measurement & Probability Estimates

## Estimating Probability (Mlodinow, 2008)

- What is the probability that, in a group of 35 people, 2 of them have the same birthday?

### Probability question relevant to school psychologists in MTSS ...

- In making judgments about progress monitoring data, how many data points are needed for a reliable decision?

## Minimizing Error in Measurement: Reliability

**Rtl/MTSS Concerns:** Reliability across CBM "equivalent" reading passages Christ & Ardoin, 2009; reliability of R-CBM "trend" (slope of trendline) with too few data points (Ardoin et. al, 2013)

- Measurement error is acknowledged as real, but we almost never take it into account when making decisions
  - EG: Ratings of wine on 100-pt. scale leads to wines scoring "91" being purchased many times more frequently than wines scoring "87" (despite meaningless differences in quality) ... and this effect occurs only when numeric ratings are used!
  - A standard error of measurement of +/- 3 pts. at the 95% confidence level means that, if a test were repeated a large number of times, 95% of the time, the score would fall between +/- 3 pts. of the current obtained score ... AND, in 5% of those repeated administrations, the result would fall outside that range.
- We also make many judgments based on far fewer data points than would be needed for a reliable sample ...
  - A data point might represent the mean or an outlier, and we have no way of knowing which. So it is important to know how widely the data in the distribution vary from the mean (standard deviation), as well as the standard error of measurement.

## Minimizing the probability of making an error in judging student level of performance ...

Table 1. Standard Error of Measurement for Grades by Reliability: CBM-R

Grade	SD	Estimates of reliability <sup>a</sup>			
		Low $r_{rr}$		Higher $r_{rr}$	
First	30	9	7	7	5
Second	34	11	8	8	6
Third	39	12	10	9	7
Fourth	39	12	10	9	7
Fifth	41	13	10	9	7

Note: Standard error of measurements reported in words read correct per minute.

<sup>a</sup> Test-retest reliability estimates reported in the professional literature. <sup>b</sup> SD = estimates of the typical magnitude of standard deviations for CBM-R within grades

NASP | School Psychology Forum: Research in Practice

CHAST, COOLONG-CHAFFIN (2007)

Interpreting CBM Outcomes | 40

**Implication:** For a 4<sup>th</sup>-grade student, typical (within the average range) "wcpm" scores vary by as many as 39 points. The standard error of measurement associated with this degree of variance, if the strictest standard for reliability is employed ( $r=.97$ ), is 7. So, an obtained score of, for example 120 wcpm actually means that, if the measure were repeated a large number of times, 97% of the time, the student would score between 113 and 127 wcpm ... a very wide range!

## Minimizing the probability of making an error in judging student improvement (slope of trendline) ...

S.D. of WCPM Score	Weeks of R-CBM Progress Monitoring (2 data pts. per week)							
	5	6	7	8	9	10	11	12
8	1.68	1.28	1.02	.84	.71	.61	.53	.46
10	2.10	1.61	1.28	1.05	.88	.76	.66	.58
12	<b>2.52</b>	1.93	1.54	1.26	1.06	.91	.79	.69

Source: Christ & Coolong-Chaffin, 2007

**Implication:** Under moderately favorable testing conditions (i.e., S.D. of obtained score is between 8 and 12 wcpm), after 5 weeks of progress monitoring (10 data pts. total), the standard error of the *slope measurement* (i.e., weekly improvement rate in wcpm) is as high as **2.52 wcpm** ... quite high, especially in view of the fact that many educators regard a rate of 1-2 wcpm per week as a desirable rate of progress!

## Probability matters!

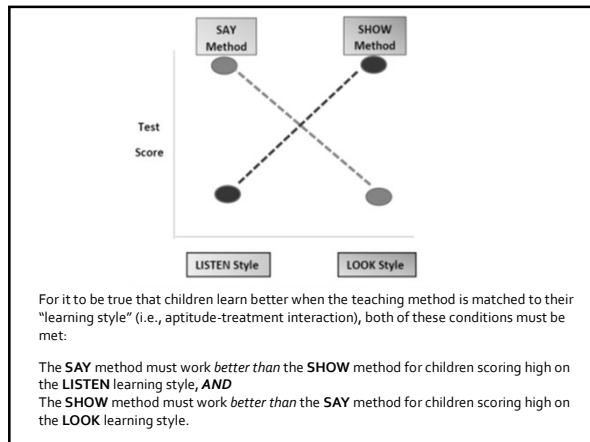
- Too often, clinicians ignore research findings (expressions of probability) in making decisions about a particular case. Why?
  - This situation/person is unique, so the rules of probability or the findings of research don't apply to him/her;
  - "Probability" is real, but irrelevant when considering *behavior*
- But ...
  - Zebras vs. Horses: Experts routinely over-identify "counter-examples," with too great a focus on "unique" aspects and too little focus on commonalities, resulting in poor judgment accuracy (Grove et. al, 2000)
  - Clinicians' routine exposure to a sample of people experiencing more severe or persistent problems leads them to erroneously view most people as less resilient than they are, and most problems as requiring more intensive intervention than is actually needed (Cohen & Cohen, 1984)

## True or False?

- Matching students' learning styles to teachers' teaching styles/methods results in improved learning.

## "Learning Styles" and Teaching Methods

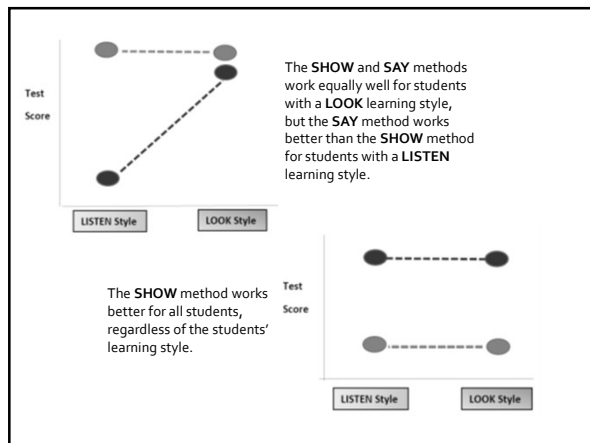
- For this to be true, a particular teaching method would have to demonstrate both of these:
  - The **SAY** method must work *better than* the **SHOW** method for children scoring high on the **LISTEN** learning style.
  - The **SHOW** method must work *better than* the **SAY** method for children scoring high on the **LOOK** learning style.



## But, what often happens ...

- A given method works better than the other method for all children, regardless of whether they have a **LOOK** or a **LISTEN** learning style; or
- The two methods work about the same for children with a **LOOK** learning style, but one method works better than the other method for children with **LISTEN** learning styles.

... So there is no difference in learning outcomes when the **SAY** method is matched with the **LISTEN** learning style, and the **SHOW** method is matched with the **LOOK** learning style.



## Inferring causation from correlation

(Lilienfeld, et. al, 2010)

- **A and B are correlated, but A doesn't necessarily cause B.**
  - The possibilities (all of which must be considered) are:
    - A causes B (maybe ...)
    - B causes A (no ... because the cause must precede the effect)
    - C (often unknown or unmeasured) causes both A and B (maybe ...)
- Example:
  - Physical abuse in childhood (A) is correlated with aggression in adulthood (B)
  - But the "cycle of violence" explanation (A causes B), although widely believed, ignores the plausible possibility of a genetic factor that "causes" both A and B (Krueger, et. al, 2001)
- Further, the "post hoc, ergo propter hoc" error frequently occurs (A comes before B; therefore A caused B)
  - A school shooter played violent computer games for hours in the evening for the past several years; therefore, the excessive computer-game-playing caused him to become a school shooter.

## Errors of Perception & Cognition

## Perceiving patterns

- Humans are "wired" to search for patterns in information, and do so reflexively
- The use of "heuristics" (mental shortcuts) conferred a survival advantage in quickly perceiving patterns, but their persistence and influence in learning, perception, and memory contributes to bias and error ...
- Which, in turn, contributes to less-than-optimal decisions, particularly in situations requiring consideration of complex and sometimes conflicting information (sound familiar?)

## Can you guess the underlying rule (pattern)? *Everyone stand up!*

- This rule is used to construct 3-number sequences.
  - The first example: 2, 4, 6
  - The second example: 4, 6, 8
- Sit down when you think you know the rule/pattern.
- (You may give me examples of other sequences, and I will tell you if they obey my rule)

## Confirmation Bias

- Most people will repeatedly test instances of their initial perception or "rule" in an attempt to demonstrate that it is true.
  - Contrary to the scientific method, in which we do our best to prove that we are wrong!
- The process of "making sense" of information often falls prey to "confirmation bias."
- Also influenced by "anchoring heuristic," in which initial impression is resistant to change
- Not only do we seek (and preferentially notice) information that confirms initial impressions, we also interpret ambiguous evidence consistent with initial impressions, AND we tend to forget evidence that contradicted our initial impression
- Challenging confirmation bias ... Imagine that the behavior were the opposite of what it is ... would you still reach the same conclusion?
  - Example:
    - This child gets in fights with peers. She must be attention-deprived at home.
    - This child is always helping others. She must be attention-deprived at home.

- **True or False: There has been a recent, dramatic increase in the percentage of children with autism.**

- Which is greater ...

- A. The number of six-letter English words having "n" as their 5<sup>th</sup> letter, or
- B. The number of six-letter English words ending in "ing"

## Availability Heuristic

Making statements/judgments based on how easily or readily something comes to mind (including believing a statement to be true if it's been repeated often enough)

*Examples of beliefs influenced by the availability heuristic:*

- Homeless people are more likely than non-homeless people to be mentally ill (media portrayals of or personal encounters with homeless people who were behaving oddly are more likely to come to mind)
- Gun violence, especially in schools, occurs more frequently than in the past: Media reporting of school shootings leads most people to believe that gun violence is increasing, although it has decreased in the past 20 years, and is still a very rare phenomenon in schools (Cornell, U VA Youth Violence Project, 2015)

Becomes more pronounced as more time elapses between the original (recalled) experience and the current experience, if the original experience was vivid, detailed, or emotionally charged ...

Which may be why educators' stories ("A school psychologist friends had a son whose hyperactivity increased to incredible levels after eating a McDonald's cheeseburger for lunch ...") are more persuasive than pallid, dry research data showing no relationship between diet and activity levels or school performance!

## Illusory Correlation

(Lilienfeld, et. al, 2010)

- A focus on "hits" (Table Cell A: Memorable co-occurrences) while overlooking "misses" (Table Cell B: absence of memorable co-occurrences)  
Example: Widely (and passionately) held belief that infantile autism is caused by mercury-based vaccines.

	Autism	No Autism
Mercury vaccine exposure	A ("hit")	B ("miss")
No mercury vaccine exposure	C	D

- Despite the repeated research finding of no evidence supporting association between mercury vaccine exposure and infantile autism (Grinker, 2007)
- "Post hoc, ergo propter hoc" error also may be occurring, since the appearance of autistic symptoms often coincides with the period when children are receiving vaccinations.

## Hindsight Bias

- "I knew it all along" ... perceiving events as more predictable after they've occurred than before they occurred
- BUT ... Although it is almost always possible to consider a past phenomenon and trace a history of events that may have contributed to the occurrence of the phenomenon, it is never possible to reverse this procedure (i.e., use current events to make predictions about the occurrence of a future event)
  - Why? Because there are so many possibilities at each step along the way, each governed by probability and circumstances, that accurate prediction is impossible.
- Despite this, media coverage of school shootings always results in a call for screening students to find those most likely to commit acts of violence (i.e., use a limited array of current, seemingly meaningful, information to predict the likelihood of future events).

## Representativeness Heuristic

- Concluding that two events (or qualities) belong together because of some superficial resemblance or quality, or because of some similarity to a past event
- Examples:
  - Exaggerated eyes in a child's drawing is an indicator of fear, since we associate "fear" with being "wide-eyed."
  - Children from low-income homes have poor hygiene, since their families can't afford or don't have access to clean clothing, hot showers, etc., or they don't share the middle-class valuing of cleanliness.
  - Test results indicating an average differences in performance between groups is yet another example of societal bias, since differences between groups only occur when bias is present.
  - Students who are very talkative and highly verbal will learn better when information is presented to them verbally, because verbal presentation of material is a good match with their verbal acumen.
  - Stomach ulcers are caused by stress (because stress causes our stomachs to churn)

## Fortunately, we can count on our clinical skills and judgment (or *can we?*) ...

- When supplied with the same case study information, and comparing "clinical method" (judgment and intuition applied to case data) to "mechanical method" (algorithm or "decision rule"), the latter is at least as (and sometimes more) accurate in making clinical predictions (psychiatric diagnoses, psychotherapy outcomes, suicidality, college and job performance, etc.) (Dawes, et. al, 1989)
- Malcolm Gladwell's assertions in his book "Blink" notwithstanding, studies demonstrate that intuition and "hunches" lead to poor quality of decisions in professional practice, although intuition can be a useful signal that something is amiss, and that a solution, once derived, is ethically acceptable (Cottone & Claus, 2000)
- Most clinicians think their judgment improves with experience (although it doesn't); advocate using both rule-based and clinical methods together (which works as long as both methods agree); or insist that the matter at hand is sufficiently unique as to represent an exception to the rule (which it usually isn't)... (Dawes, 1994; Grove, et. al, 2000; Smith & Dumont, 1997)

## And, to make matters worse ...

Many of the decisions in which school psychologists are involved (especially those of a high-stakes nature) are actually made by *teams*.

So, group "process" variables influence decisions, including ...

## Errors of Social Influence

## True or False?

- "Brainstorming" new ideas in groups works better than asking people to generate ideas on their own.

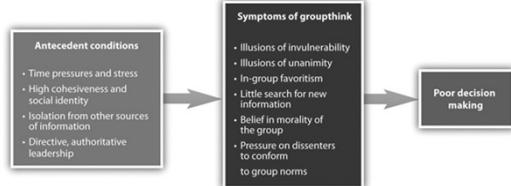


## Brainstorming

## Groupthink



### Preoccupation with group unanimity that impairs critical thinking



**What helps?** Actively promote minority dissent; appoint a "devil's advocate" to raise questions about group decisions.

## Information sharing in groups or teams

- Three pieces of **favorable information** about Candidate B (B1, B2, and B3) were seen by **all of the group members**, but all four pieces of **favorable information** about Candidate A (A1, A2, A3, and A4) **were not given to everyone**. Because the group members did not share the information about Candidate A, Candidate B was *erroneously* seen as a better choice (Stasser & Titus, 1985).

Group Member	Information Favoring Candidate A	Information Favoring Candidate B
X	A1, A2	B1, B2, B3
Y	A1, A3	B1, B2, B3
Z	A1, A4	B1, B2, B3

The shared information will be repeated during discussion, so it will be seen as more valid and will have a greater influence on decisions, because it is more "cognitively accessible," AND

Higher status group members are more likely to share new information and dominate discussion, even if their information is not more important or valid (Wittenbaum, 1998; Hinsz, 1990).

## Prescriptions for Thinking Scientifically (Lilienfeld, Lynn, Ruscio, & Beyerstein, 2010, pp. 251-252)

- Although first impressions may be helpful in "sizing up" people, they're typically inadequate when it comes to evaluating scientific claims or making decisions;
- Many shared beliefs are nothing more than "urban legends," so we shouldn't assume they're accurate;
- Good stories aren't always accurate stories; media coverage, repetition, and anecdotes can lead us to over-estimate the frequency of sensational events, and under-estimate the frequency of less sensational events;
- Biased samples result in equally biased conclusions. If we're exposed primarily to one group of people in our line of work, our perceptions of the prevalence of certain traits in people at large will be skewed;
- Certain biases, such as illusory correlation, confirmation bias, and the representativeness and availability heuristics, lead us to draw erroneous conclusions. Heuristics are helpful shortcuts, but if we rely on them blindly and uncritically, we'll often make mistakes;
- Correlation isn't causation, so knowing that two things are statistically associated doesn't tell us what's causing what. Also, just because one thing comes before another, the first doesn't necessarily cause the second;
- Carefully conducted scientific research (although not foolproof) is our best safeguard against error.

## Ten Prescriptions for School Psychologists

- Seek out disconfirming evidence (to prove your hunch/hypothesis wrong);
- Don't become overly attached to your hypotheses ("know all theories, love some, wed none");
- Consider rival hypotheses (accept hypothesis only if it beats at least one other rival hypothesis);
- Don't cherry-pick (examine *all* evidence/data);
- Put your intuition to the test (hunches may be a good starting point, but they don't work well for decision-making);
- Be skeptical of clinical judgment and long-standing clinical wisdom ("eminence-based practice");
- Be aware of the existence of blind spots (run ideas past others to detect weaknesses or biases);
- Encourage dissent (reinforce others who offer alternative views);
- Quantify, quantify, quantify (assess "impressions" numerically; measure outcomes);
- Maintain a self-critical attitude (willingness to acknowledge that one might be mistaken), and be willing to change beliefs.

## References & Further Reading

- Burns, M., Jacob, S., & Wagner, A. (2008). Ethical and legal issues associated with using response-to-intervention to assess learning disabilities. *Journal of School Psychology, 46*, 263-279.
- Hattie, J. (2009). *Visible learning: A synthesis of over 800 meta-analyses relating to achievement*. New York: Routledge.
- Jacob, S., Decker, D. & Hartshorne, T. (2010). *Ethics and law for school psychologists*. New York: Wiley.
- Kratochwill, T. (2012). Comments on "Distinguishing science from pseudoscience in school psychology: Science and scientific thinking as safeguards against human error": Evidence-based interventions for grandiose bragging. *Journal of School Psychology, 50*, pp. 37-42.
- Lilienfeld, S., Ammirati, R., & David, M. (2012). Distinguishing science from pseudoscience in school psychology: Science and scientific thinking as safeguards against human error. *Journal of School Psychology, 50*, pp. 7 - 36.
- Lilienfeld, S., Lynn, S.J., Ruscio, J., & Beyerstein, B. (2010). *50 great myths of popular psychology*. West Sussex, UK: Wiley-Blackwell.
- Mlodinow, L. (2008). *The drunkard's walk: How randomness rules our lives*. New York: Vintage.
- Nisbett, R. & Ross, L. (1980). *Human inference: Strategies and shortcomings*. Englewood Cliffs, NJ: Prentice.
- Watkins, M. (2009). Errors in diagnostic decision-making and clinical judgment. In T. Gutkin & C. Reynolds (Eds.), *The handbook of school psychology* (pp. 210-229). New York: Wiley.